



PORTABLE

MOSQUITO ZAPPER

2-in-1 Charge & Go Zapper with Accent Light

Owner’s Manual

IMPORTANT SAFETY INSTRUCTIONS

READ THE ENTIRE PRODUCT LABEL AND OWNERS MANUAL BEFORE USING

ELECTRIC SHOCK RISK – ONLY FOR DRY LOCATIONS



Thank you for choosing the **PIC® Portable Mosquito Zapper**. Please read the Owner’s Manual carefully to ensure use of this product complies with all safety regulations.

The unit is equipped with UV-A lighting functions and a zapping grid which kills bugs on contact. The white LED light is suitable for illuminating the area as an accent light or small lantern. The unit also works with all functions running at the same time, so you can use as a light, but still use it as an insect zapper.

It is recommended that you place the unit away from you when using as a zapper to draw the insects towards the light.

OPERATION:

The unit should be fully charged using the micro USB cord that was included with your purchase before use. Plug the Micro USB end of the cord into your unit, and the USB end of the cord into any USB port; additional equipment is not required. The indicator light on your device will shine green when ready to use.

HOW TO USE THE DEVICE:

1. To turn the unit ON, simply move the toggle switch located on the base of the unit to the right.

• Position 0 – The unit is off.

• Position 1 – UV-A light, white LED accent light and zapper.

• Position 2 – UV-A light and zapper.

• Position 3 – LED accent light only.

2. Prior to cleaning turn the unit off. (Position 0.) For safest practice, wait 45 minutes to release the charge from the electric grid. Gently spray canned air or a hair dryer on cool setting to blow away any accumulating debris if needed. Do not touch the electric grid.

Changes or modifications not expressly approved by the party responsible for compliance could void the user’s authority to operate this device.

This device complies with part 15 of the FCC Rules. Operation is subject to the following two conditions: (1) This device may not cause harmful interference, and (2) this device must accept any interference received, including interference that may cause undesired operation.

NOTE: This equipment has been tested and found to comply with the limits for a Class B digital device, pursuant to part 15 of the FCC Rules. These limits are designed to provide reasonable protection against harmful interference in a residential installation. This equipment generates, uses, and can radiate radio frequency energy and, if not installed and used in accordance with the instructions, may cause harmful interference to radio communications. However, there is no guarantee that interference will not occur in a particular installation. If this equipment does cause harmful interference to radio or television reception, which can be determined by turning the equipment off and on, the user is encouraged to try to correct the interference by one or more of the following measures:

-Reorient or relocate the receiving antenna.

-Increase the separation between the equipment and receiver.

-Connect the equipment into an outlet on a circuit different from that to which the receiver is connected.

-Consult the dealer or an experienced radio/TV technician for help

CAUTION – High Voltage, Keep out of Reach of Children.

CAUTION – High Voltage, Power off unit before servicing.

CAUTION – Collected insects may be a fire hazard. Clean dead insects from the unit frequently.

WARNING – Skin or eye damage may result from directly viewing the light produced by this apparatus.

CAUTION – ELECTRICAL SHOCK HAZARD MAY EXIST IF WATER FROM A GARDEN HOSE IS DIRECTED AT UNIT WHILE IN OPERATION.

CAUTION – Do not stick foreign objects, metal objects or fingers into the unit.

CAUTION – Do not tamper with or modify unit.

CAUTION – Do not clean unit while it is powered on.

CAUTION – Before cleaning, allow unit to sit for at least 45 minutes to release charge from electric grid.

CAUTION – Do not clean or spray the unit with water, cleaning spray, or any other liquid.

CAUTION – Do not submerge unit in water or any liquid.

CAUTION – Keep out of contact with flammable items such as paper or clothing.

CAUTION – Do not use flammable liquids around unit.



SEE REVERSE FOR LURE INSTRUCTIONS

STOCK# PBZ

MADE IN CHINA

EPA Est. No. 92836-CHN-1

Patent Pending in the U.S. and Abroad

v52820c

Manufactured For:

PIC® Corporation

1101-1107 West Elizabeth Ave

Linden, NJ 07036, USA

PIC® MOSQUITO OCTENOL LURE

ACTIVE INGREDIENTS:

1-Octen-3-ol.....6.3 %*

OTHER INGREDIENTS.....93.7 %

TOTAL.....100.0 %

*Equivalent to 150 mg 1-octen-3-ol per Lure

CONTENTS: 1 Lure / NET WEIGHT: 0.08 oz (2.4 g)/Lure

KEEP OUT OF REACH OF CHILDREN

CAUTION

Read Directions and Precautionary Statements Before Use

PRECAUTIONARY STATEMENTS

Hazards to Humans and Domestic Animals

CAUTION: Harmful if swallowed, absorbed through the skin or inhaled. Avoid contact with skin, eyes and mouth. Wash hands thoroughly with soap and water after handling.

FIRST AID

IF ON SKIN

- Take off contaminated clothing.
- Rinse skin immediately with plenty of water for 15-20 minutes.
- Call a Poison Control Center or Doctor for treatment advice.

IF IN EYES

- Hold eye open and rinse slowly and gently with water for 15-20 minutes.
- Remove contact lenses, if present, after the first 5 minutes, then continue rinsing eye.
- Call a Poison Control Center or Doctor for treatment advice.

IF SWALLOWED

- Call a Poison Control Center or Doctor immediately for treatment advice.
- Have person sip a glass of water if able to swallow.
- Do not induce vomiting unless told to do so by Poison Control Center or Doctor.
- Do not give anything by mouth to an unconscious person.

Have the product container or label with you when calling a Poison Control Center or Doctor, or going for treatment. For Emergency Information concerning this product, call the National Pesticide Information Center (NPIC) at 1-800-858-7378 seven days a week, 6:30am to 4:30pm Pacific Time (NPIC Web site: www.npic.orst.edu). After 4:30pm call your poison control center at 1-800-222-1222.

DIRECTIONS FOR USE:

It is a violation of Federal law to use this product in a manner inconsistent with its labeling.

The **PIC® Mosquito Octenol Lure** is intended for use as an attractant with electronic insect killers (“zappers”) and mosquito traps of all brands. It is designed to release 1-octen-3-ol, an insect attractant, continuously for 30 days. Zapper or trap effectiveness is increased by luring mosquitoes and biting flies to it.

HOW TO APPLY:

1. Remove lure from the pouch and place into the built-in holder at the top of the **PIC® Portable Mosquito Zapper**.
2. Replace lure after 30 days.

STORAGE AND DISPOSAL

Do not contaminate water, food or feed by storage or disposal.

PESTICIDE STORAGE: Store unopened container in a cool dry place until ready to use. Do not store with food.

PESTICIDE DISPOSAL: Waste resulting from the use of this product must be disposed on site or at an approved waste disposal facility.

CONTAINER HANDLING: Non-refillable container. Do not reuse or refill this container. Wrap container and put in trash or offer for recycling if available.

EPA Reg No. 8730-62-3095

EPA Est No. 92836-CHN-1

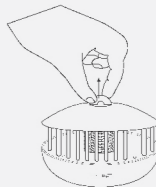
Manufactured For:

PIC® Corporation

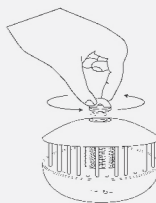
1101-1107 West Elizabeth Ave.

Linden, NJ 07036, USA

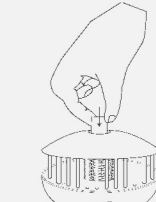
HOW TO APPLY THE LURE:



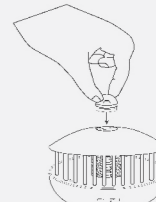
1. Lift tab on cap at the top of the device.



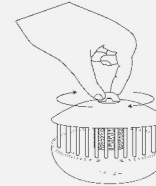
2. Twist the cap and lift to open



3. Open the **PIC® Mosquito Octenol Lure** pouch and place the lure inside the built-in holder.



4. Replace cap.



5. Turn to close.

Side 1

Side 2