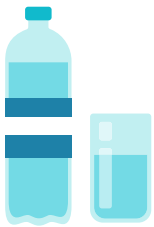







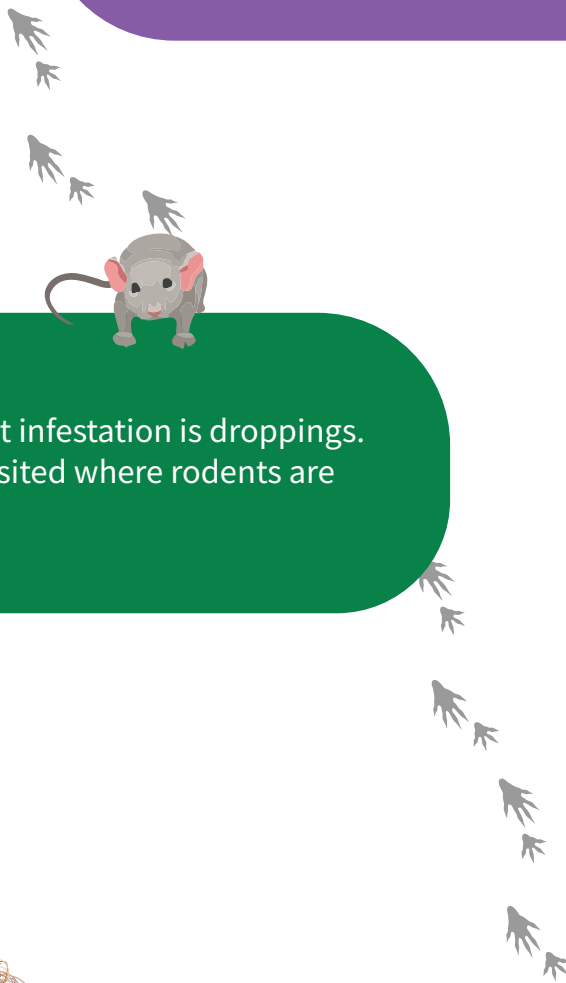
How To Eliminate Mice Infestations



When food, water, and shelter are available, mice populations can increase quickly. Droppings, fresh gnawing and tracks indicate areas where mice are active.



One of the first visible signs of a rodent infestation is droppings. Droppings are dark pellets often deposited where rodents are traveling and feeding.



Mouse nests, made from fine shredded paper or other fibrous material, are often found in sheltered locations.

Trapping is an effective method for controlling mice in and around homes, garages, and other structures. Because snap traps can be used over and over, trapping is less costly than poison baits. Traps can be set and left indefinitely in areas such as attics where mice have been a problem in the past.

